

Cable Knit Pattern (rep of 20 sts)



Chart

	20	19	18	17	16	15	14	13	12	11	10	9	8	7	6	5	4	3	2	1		
12																						
																						11
10																						
																						9
8																						
																						7
6																						
																						5
4																						
																						3
2																						
																						1
	20	19	18	17	16	15	14	13	12	11	10	9	8	7	6	5	4	3	2	1		

Cast on 20 stitches + 2 selv sts and work according to chart.

RS rows and WS rows are shown.

Read RS rows from right to left, WS rows from left to right.

Work the sts as they are shown with RS of work facing.

Row 1 (rs): k20

Row 2 (ws): p20

Row 3 (rs): c10b, c10f

Row 4 (ws): p20

Row 5 (rs): k20

Row 6 (ws): p20

Row 7 (rs): k20




Row 8 (ws): p20

Row 9 (rs): k20

Row 10 (ws): p20

Row 11 (rs): k20

Row 12 (ws): p20

Key	
	Cable 10 c10b
(RS) Slip 5 sts to cn, hold to back, K5, K5 from cn	
	Cable 10 c10f
(RS) Slip 5 sts to cn, hold to front, K5, K5 from cn	
	Knit k
(RS) Knit	