

## Fancy Knit Stitch Pattern



Cast on 25 stitches + 2 selv sts and work according to chart.

The chart shows only RS rows.

On WS rows, work all sts and yos P.

The pat rep = 12 sts.

Begin with 1 selv st and sts before patt, rep patt, end with sts after patt rep and 1 selv st.

Repeat rows 1-10 throughout.

**Row 1:** k1, yo, p4, p3tog, p4, yo, k1, yo, p4, p3tog, p4, yo, k1

**Row 3:** k1, yo, k1, p3, p3tog, p3, k1, yo, k1, yo, k1, p3, p3tog, p3, k1, yo, k1





**Row 5:** k1, yo, k2, p2, p3tog, p2, k2, yo, k1, yo, k2, p2, p3tog, p2, k2, yo, k1

**Row 7:** k1, yo, k3, p1, p3tog, p1, k3, yo, k1, yo, k3, p1, p3tog, p1, k3, yo, k1

**Row 9:** k1, yo, k4, p3tog, k4, yo, k1, yo, k4, p3tog, k4, yo, k1

### Chart

	25	24	23	22	21	20	19	18	17	16	15	14	13	12	11	10	9	8	7	6	5	4	3	2	1	
		○					3/					○		○					3/					○		9
		○					3/					○		○					3/					○		7
		○					3/					○		○					3/					○		5
		○					3/					○		○					3/					○		3
		○					3/					○		○					3/					○		1
	25	24	23	22	21	20	19	18	17	16	15	14	13	12	11	10	9	8	7	6	5	4	3	2	1	

<b>Key</b>	
	Knit k (RS) Knit
	Purl p (RS) Purl
	Purl 3 Together p3tog (RS) Purl 3 Together
	Yarn Over yo (RS) Yarn Over