

Lace Knit Stitch Pattern



Chart

	15	14	13	12	11	10	9	8	7	6	5	4	3	2	1	
	—	—	▲		○						○		▲	—	—	23
	—	—	▲		○						○		▲	—	—	21
	—	—	▲			○				○			▲	—	—	19
	—	—	▲			○				○			▲	—	—	17
	—	—	—	▲			○		○			▲	—	—	—	15
	—	—	—	—	▲		○		○		▲	—	—	—	—	13
				○		▲	—	—	—	▲		○				11
				○		▲	—	—	—	▲		○				9
			○			▲	—	—	—	▲			○			7
			○			▲	—	—	—	▲			○			5
		○			▲	—	—	—	—	▲			○			3
		○		▲	—	—	—	—	—	▲			○			1
	15	14	13	12	11	10	9	8	7	6	5	4	3	2	1	

Cast on 15 stitches + 2 selv sts and work according to chart.

The chart shows only RS rows.

On WS rows, work all sts as they appear; work yos P.

The rep pat =14 sts.

Beg with 1 selv st, work patt rep throughout, end with 1 st after patt rep and 1 selv st.

Rep rows 1- 24 throughout.

Row 1: k1, yo, k1, skp, p7, k2tog, k1, yo, k1

Row 3: k1, yo, k2, skp, p5, k2tog, k2, yo, k1

Row 5: k2, yo, k2, skp, p3, k2tog, k2, yo, k2

Row 7: k2, yo, k2, k2tog, p3, skp, k2, yo, k2

Row 9: k3, yo, k1, k2tog, p3, skp, k1, yo, k3

Row 11: k3, yo, k1, k2tog, p3, skp, k1, yo, k3

Row 13: p4, k2tog, k1, yo, k1, yo, k1, skp, p4






Row 15: p3, k2tog, k2, yo, k1, yo, k2, skp, p3

Row 17: p2, k2tog, k2, yo, k3, yo, k2, skp, p2

Row 19: p2, skp, k2, yo, k3, yo, k2, k2tog, p2

Row 21: p2, skp, k1, yo, k5, yo, k1, k2tog, p2

Row 23: p2, skp, k1, yo, k5, yo, k1, k2tog, p2

Key	
	Knit k (R5) Knit
	Knit 2 Together k2tog (R5) Knit 2 stitches together
	Purl p (R5) Purl
	SKP skp (R5) Slip 1, knit 1, pass slipped stitch over
	Yarn Over yo (R5) Yarn Over