

Lace Knit Stitch Pattern



Chart

	22	21	20	19	18	17	16	15	14	13	12	11	10	9	8	7	6	5	4	3	2	1	
		○							▲				▲							○			23
			○						▲				▲							○			21
				○	↖	○								○	↖				○				19
			○	↖	↖	○								○	↖	↖			○				17
		○	↖	↖	↖			○						○	↖	↖			○				15
	○	↖	↖						○	○									↖	○		○	13
		▲							○					○						▲			11
		▲							○					○						▲			9
			○	↖	↖	○								○	↖	↖			○				7
			○	↖	↖	↖			○					○	↖	↖			○				5
		○						↖	○					○	↖				○				3
	○							↖	○	○				↖						○		○	1
	22	21	20	19	18	17	16	15	14	13	12	11	10	9	8	7	6	5	4	3	2	1	

Cast on 22 stitches + 2 selv sts and work according to chart.

The chart shows only RS rows.

On WS rows, work all sts as they appear; work yos P.

The rep pat = 22 sts.







Work between selv sts and rep patt, chart does not show selv sts.

Rep rows 1- 24 throughout.

Row 1: k1, yo, k6, k3tog, k1, yo, k1, yo, k1, sk2p, k6, yo

Row 3: k2, yo, k4, k3tog, k1, yo, k3, yo, k1, sk2p, k4, yo, k1

Row 5: k3, yo, k2, k3tog, k1, yo, k5, yo, k1, sk2p, k2, yo, k2
 Row 7: k4, yo, k3tog, k1, yo, k7, yo, k1, sk2p, yo, k3
 Row 9: k2, k2tog, k5, yo, k5, yo, k5, skp, k1
 Row 11: k2, k2tog, k6, yo, k3, yo, k6, skp, k1
 Row 13: k1, yo, k1, sk2p, k6, yo, k1, yo, k6, k3tog, k1, yo
 Row 15: k2, yo, k1, sk2p, k4, yo, k3, yo, k4, k3tog, k1, yo, k1
 Row 17: k3, yo, k1, sk2p, k2, yo, k5, yo, k2, k3tog, k1, yo, k2
 Row 19: k4, yo, k1, sk2p, yo, k7, yo, k3tog, k1, yo, k3
 Row 21: k3, yo, k5, k2tog, k3, skp, k5, yo, k2
 Row 23: k2, yo, k6, k2tog, k3, skp, k6, yo, k1

Key	
	Knit k (R5) Knit
	Knit 2 Together k2tog (R5) Knit 2 stitches together
	Knit 3 Together k3tog (R5) Knit 3 stitches together
	SK2P sk2p (R5) slip 1 st, k2tog, pass slipped stitch over
	SKP skp (R5) Slip 1, knit 1, pass slipped stitch over
	Yarn Over yo (R5) Yarn Over