

Lace Knit Stitch Pattern



Chart

	28	27	26	25	24	23	22	21	20	19	18	17	16	15	14	13	12	11	10	9	8	7	6	5	4	3	2	1	
16						○	△	○	△	○	△						△	○	△	○	△	○							
					○	△	○	△	○								△		○	△	○	△	○						15
14				○	△	○	△	○									△			○	△	○	△	○					
			○	△	○	△	○										△				○	△	○	△	○				13
12		○	△	○	△	○											△					○	△	○	△	○			
	○	△	○	△	○												△						○	△	○	△	○		11
10		○	△	○													△							○	△	○	△		
	○	△	○														△								○	△	○		9
8			△	○	△	○	△	○														○	△	○	△	○			
			△		○	△	○	△	○											○	△	○	△	○		△			7
6			△			○	△	○	△	○										○	△	○	△	○					
			△				○	△	○	△	○									○	△	○	△	○					5
4			△					○	△	○	△	○								○	△	○	△	○					
			△						○	△	○	△	○							○	△	○	△	○					3
2			△							○	△	○	△	○															
			△								○	△	○	△	○														1
	28	27	26	25	24	23	22	21	20	19	18	17	16	15	14	13	12	11	10	9	8	7	6	5	4	3	2	1	

Cast on 28 stitches + 2 selv sts and work according to chart.

RS rows and WS rows are shown.

Read RS rows from right to left, WS rows from left to right.

Work the sts as they are shown with RS of work facing.

The rep pat = 28 sts.

Work between selv sts and rep patt, chart does not show selv sts.

Repeat rows 1- 16 throughout.

Row 1 (rs): k3, skp, k7, yo, skp, yo, k1, yo, k2tog, yo, k7, k2tog, k2

Row 2 (ws): p2, p2tog tbl, p6, yo, p2tog tbl, yo, p3, yo, p2tog, yo, p6, p2tog, p3

Row 3 (rs): k3, skp, k5, yo, skp, yo, skp, yo, k1, yo, k2tog, yo, k2tog, yo, k5, k2tog, k2

Row 4 (ws): p2, p2tog tbl, p4, yo, p2tog tbl, yo, p2tog tbl, yo, p3, yo, p2tog, yo, p2tog, yo, p4, p2tog, p3

Row 5 (rs): k3, skp, k3, yo, skp, yo, skp, yo, k5, yo, k2tog, yo, k2tog, yo, k3, k2tog, k2

Row 6 (ws): p2, p2tog tbl, p2, yo, p2tog tbl, yo, p2tog tbl, yo, p7, yo, p2tog, yo, p2tog, yo, p2, p2tog, p3

Row 7 (rs): k3, skp, k1, yo, skp, yo, skp, yo, k9, yo, k2tog, yo, k2tog, yo, k1, k2tog, k2

Row 8 (ws): p2, p2tog tbl, yo, p2tog tbl, yo, p2tog tbl, yo, p11, yo, p2tog, yo, p2tog, yo, p2tog, p3

Row 9 (rs): k1, yo, k2tog, yo, k7, k2tog, k5, skp, k7, yo, skp, yo

Row 10 (ws): p1, yo, p2tog, yo, p6, p2tog, p5, p2tog tbl, p6, yo, p2tog tbl, yo, p2tog tbl, p1

Row 11 (rs): k1, yo, k2tog, yo, k2tog, yo, k5, k2tog, k5, skp, k5, yo, skp, yo, skp, yo





Row 12 (ws): p1, yo, p2tog, yo, p2tog, yo, p4, p2tog, p5, p2tog tbl, p4, yo, p2tog tbl, yo, p2tog tbl, yo, p2

Row 13 (rs): k3, yo, k2tog, yo, k2tog, yo, k3, k2tog, k5, skp, k3, yo, skp, yo, skp, yo, k2

Row 14 (ws): p3, yo, p2tog, yo, p2tog, yo, p2, p2tog, p5, p2tog tbl, p2, yo, p2tog tbl, yo, p2tog tbl, yo, p4

Row 15 (rs): k5, yo, k2tog, yo, k2tog, yo, k1, k2tog, k5, skp, k1, yo, skp, yo, skp, yo, k4

Row 16 (ws): p5, yo, p2tog, yo, p2tog, yo, p2tog, p5, p2tog tbl, yo, p2tog tbl, yo, p2tog tbl, yo, p6

Key	
	Knit k (RS) Knit (WS) Purl
	Knit 2 Together k2tog (RS) Knit 2 stitches together (WS) Purl 2 Together Thru back loop
	SKP skp (RS) Slip 1, knit 1, pass slipped stitch over (WS) Purl 2 Together
	Yarn Over yo (RS) Yarn Over (WS) Yarn Over