

Lace Knit Stitch Pattern



Cast on 22 stitches + 2 selv sts and work according to chart.

RS rows and WS rows are shown.

Read RS rows from right to left, WS rows from left to right.

Work the sts as they are shown with RS of work facing.

The rep pat = 22 sts.

Work between selv sts and rep patt, chart does not show selv sts.

Repeat rows 1- 20 throughout.

Row 1 (rs): k2tog, k9, yo2, k9, skp

Row 2 (ws): p2tog tbl, p8, yo, p1, k1, yo, p8, p2tog

Row 3 (rs): k2tog, k7, yo, k4, yo, k7, skp

Row 4 (ws): p2tog tbl, p6, yo, p6, yo, p6, p2tog

Row 5 (rs): k2tog, k5, yo, k8, yo, k5, skp

Row 6 (ws): p2tog tbl, p4, yo, p10, yo, p4, p2tog

Row 7 (rs): k2tog, k3, yo, k12, yo, k3, skp

Row 8 (ws): p2tog tbl, p2, yo, p14, yo, p2, p2tog

Row 9 (rs): k2tog, k1, yo, k16, yo, k1, skp

Row 10 (ws): p2tog tbl, yo, p18, yo, p2tog

Row 11 (rs): yo, k9, skp, k2tog, k9, yo

Row 12 (ws): p1, yo, p8, p2tog, p2tog tbl, p8, yo, p1

Row 13 (rs): k2, yo, k7, skp, k2tog, k7, yo, k2

Row 14 (ws): p3, yo, p6, p2tog, p2tog tbl, p6, yo, p3

Row 15 (rs): k4, yo, k5, skp, k2tog, k5, yo, k4






Row 16 (ws): p5, yo, p4, p2tog, p2tog tbl, p4, yo, p5

Row 17 (rs): k6, yo, k3, skp, k2tog, k3, yo, k6

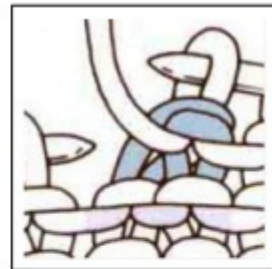
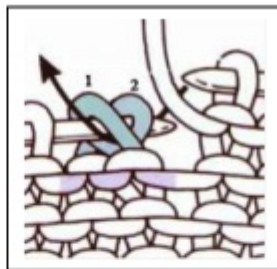
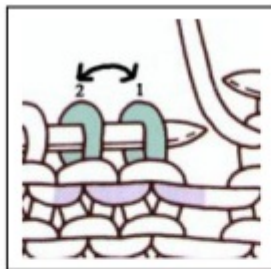
Row 18 (ws): p7, yo, p2, p2tog, p2tog tbl, p2, yo, p7

Row 19 (rs): k8, yo, k1, skp, k2tog, k1, yo, k8

Row 20 (ws): p9, yo, p2tog, p2tog tbl, yo, p9

Key	
	Knit k
	(RS) Knit (WS) Purl
	Knit 2 Together k2tog
	(RS) Knit 2 stitches together (WS) Purl 2 Together
	Purl p
	(RS) Purl (WS) Knit
	SKP skp
	(RS) Slip 1, knit 1, pass slipped stitch over (WS) Purl 2 Together Thru back loop
	Yarn Over yo
	(RS) Yarn Over (WS) Yarn Over

Purl 2 together
through back loop



Purl 2 together

