

## Lace Knitting Stitch Pattern



Chart

	17	16	15	14	13	12	11	10	9	8	7	6	5	4	3	2	1	
	—	/			○				—				○			\	—	47
	—	/				○			—			○				\	—	45
	—	/					○		—		○					\	—	43
	—	/						○	—		○					\	—	41
	—				○			/	—	\			○				—	39
	—			○			/		—		\			○			—	37
	—		○			/			—			\			○		—	35
	—	○			/				—				\			○	—	33
	—				○			/	—	\			○				—	31
	—			○			/		—		\			○			—	29
	—		○			/			—			\			○		—	27
	—	○			/				—				\			○	—	25
	—				○			\	—	/			○				—	23
	—			○				\	—	/				○			—	21
	—		○					\	—	/					○		—	19
	—	○						\	—	/						○	—	17
	—	\			○				—				○			/	—	15
	—		\			○			—				○			/	—	13
	—			\			○		—		○			/			—	11
	—				\			○	—		○			/			—	9
	—	\			○				—				○			/	—	7
	—		\			○			—				○			/	—	5
	—			\			○		—		○			/			—	3
	—				\			○	—		○			/			—	1
17	16	15	14	13	12	11	10	9	8	7	6	5	4	3	2	1		

Cast on 17 stitches + 2 selv sts and work according to chart.

The chart shows only RS rows.

On WS rows, work all sts as they appear; work yos P.

The rep pat = 16 sts.

Beg with 1 selv st, work patt rep throughout, end with st after patt rep and 1 selv st.

Rep rows 1- 48 throughout.

Row 1: p1, k3, k2tog, k2, yo, p1, yo, k2, ssk, k3, p1

Row 3: p1, k2, k2tog, k2, yo, k1, p1, k1, yo, k2, ssk, k2, p1

Row 5: p1, k1, k2tog, k2, yo, k2, p1, k2, yo, k2, ssk, k1, p1

Row 7: p1, k2tog, k2, yo, k3, p1, k3, yo, k2, ssk, p1

Row 9: p1, k3, k2tog, k2, yo, p1, yo, k2, ssk, k3, p1






Row 11: p1, k2, k2tog, k2, yo, k1, p1, k1, yo, k2, ssk, k2, p1

Row 13: p1, k1, k2tog, k2, yo, k2, p1, k2, yo, k2, ssk, k1, p1

Row 15: p1, k2tog, k2, yo, k3, p1, k3, yo, k2, ssk, p1

Row 17: p1, yo, k5, k2tog, p1, ssk, k5, yo, p1

Row 19: p1, k1, yo, k4, k2tog, p1, ssk, k4, yo, k1, p1  
 Row 21: p1, k2, yo, k3, k2tog, p1, ssk, k3, yo, k2, p1  
 Row 23: p1, k3, yo, k2, k2tog, p1, ssk, k2, yo, k3, p1  
 Row 25: p1, yo, k2, ssk, k3, p1, k3, k2tog, k2, yo, p1  
 Row 27: p1, k1, yo, k2, ssk, k2, p1, k2, k2tog, k2, yo, k1, p1  
 Row 29: p1, k2, yo, k2, ssk, k1, p1, k1, k2tog, k2, yo, k2, p1  
 Row 31: p1, k3, yo, k2, ssk, p1, k2tog, k2, yo, k3, p1  
 Row 33: p1, yo, k2, ssk, k3, p1, k3, k2tog, k2, yo, p1  
 Row 35: p1, k1, yo, k2, ssk, k2, p1, k2, k2tog, k2, yo, k1, p1  
 Row 37: p1, k2, yo, k2, ssk, k1, p1, k1, k2tog, k2, yo, k2, p1  
 Row 39: p1, k3, yo, k2, ssk, p1, k2tog, k2, yo, k3, p1  
 Row 41: p1, ssk, k5, yo, p1, yo, k5, k2tog, p1  
 Row 43: p1, ssk, k4, yo, k1, p1, k1, yo, k4, k2tog, p1  
 Row 45: p1, ssk, k3, yo, k2, p1, k2, yo, k3, k2tog, p1  
 Row 47: p1, ssk, k2, yo, k3, p1, k3, yo, k2, k2tog, p1

Key	
	Knit k (RS) Knit
	Knit 2 Together k2tog (RS) Knit 2 stitches together
	Purl p (RS) Purl
	Slip Slip Knit ssk (RS) slip, slip, knit slipped sts together
	Yarn Over yo (RS) Yarn Over