


Lace Stitch Pattern



Chart

	41	40	39	38	37	36	35	34	33	32	31	30	29	28	27	26	25	24	23	22	21	20	19	18	17	16	15	14	13	12	11	10	9	8	7	6	5	4	3	2	1														
16																																																							
14																																																							
12																																																							
10																																																							
8																																																							
6																																																							
4																																																							
2																																																							
1																																																							

Cast on 41 stitches + 2 selv sts and work according to chart.

RS rows and WS rows are shown.

Read RS rows from right to left, WS rows from left to right.

Work the sts as they are shown with RS of work facing.

Row 1 (rs): p3, k1, yo, ssk, k2tog, yo, k1, p3, c1r, p2, k3, p1, k3, p2, c1l, p3, k1, yo, k2tog, ssk, yo, k1, p3

Row 2 (ws): k3, p6, k3, p3, k2, p3, k1, p3, k2, p3, k3, p6, k3

Row 3 (rs): p3, k1, yo, ssk, k2tog, yo, k1, p3, k3, p2, k3, p1, k3, p2, k3, p3, k1, yo, k2tog, ssk, yo, k1, p3









Row 4 (ws): k3, p6, k3, p3, k2, p3, k1, p3, k2, p3, k3, p6, k3

Row 5 (rs): p3, c1l, c1r, p3, c1r, p2, c7f, p2, c1l, p3, c1l, c1r, p3

Row 6 (ws): k3, p6, k3, p3, k2, p3, k1, p3, k2, p3, k3, p6, k3

Row 7 (rs): p3, c1r, c1l, p3, k3, p1, k2tog, k2, yo, k1, yo, k2, ssk, p1, k3, p3, c1r, c1l, p3

Row 8 (ws): k3, p6, k3, p3, k1, p9, k1, p3, k3, p6, k3
 Row 9 (rs): p3, c1l, c1r, p3, c1r, k2tog, k2, yo, k2tog, yo, k1, yo, k2, ssk, c1l, p3, c1l, c1r, p3
 Row 10 (ws): k3, p6, k3, p17, k3, p6, k3
 Row 11 (rs): p3, c1r, c1l, p3, k2, k2tog, k2, yo, k2tog, yo, k1, yo, ssk, yo, k2, ssk, k2, p3, c1r, c1l, p3
 Row 12 (ws): k3, p6, k3, p17, k3, p6, k3
 Row 13 (rs): p3, k1, yo, ssk, k2tog, yo, k1, p3, k1, k2tog, k2, yo, k2tog, yo, k2tog, yo, k1, yo, ssk, yo, k2, ssk, k1, p3, k1, yo, ssk, k2tog, yo, k1, p3
 Row 14 (ws): k3, p6, k3, p17, k3, p6, k3
 Row 15 (rs): p3, k1, yo, ssk, k2tog, yo, k1, p3, k2tog, k2, yo, k2tog, yo, k2tog, yo, k1, yo, ssk, yo, ssk, yo, k2, ssk, p3, k1, yo, ssk, k2tog, yo, k1, p3
 Row 16 (ws): k3, p6, k3, p3, k2, p3, k1, p3, k2, p3, k3, p6, k3

Key	
	Cable 1/2 LC c1l (RS) Sl 1 st to cn and hold at front, k2, k1 from cn (WS) Sl 2 sts to cn and hold at back, k1, k2 from cn
	Cable 1/2 RC c1r (RS) Sl 2 sts to cn and hold at back, k1, k2 from cn (WS) Sl 1 st to cn and hold at front, k2, k1 from cn
	Cable 4/3 LCF c7f (RS) Sl 3 sts to cn and hold at front, K3, P1, K3 from cn (WS) Sl 3 sts to cn and hold at front, K3, P1, K3 from cn
	Knit k (RS) Knit (WS) Purl
	Knit 2 Together k2tog (RS) Knit 2 stitches together (WS) Purl 2 Together
	Purl p (RS) Purl (WS) Knit
	Slip Slip Knit ssk (RS) slip, slip, knit slipped sts together (WS) slip, slip, purl slipped sts together
	Yarn Over yo (RS) Yarn Over (WS) Yarn Over