

Leaf Knit Stitch Pattern



Cast on 15 stitches + 2 selv sts and work according to chart.

RS rows and WS rows are shown.

Read RS rows from right to left, WS rows from left to right.

RS rows and WS rows are shown with RS of work facing.

The pat rep = 12 sts.

Begin with 1 selv st, work patt rep throughout, end with sts after patt rep and 1 selv st.

Repeat rows 1-24 throughout.

Row 1 (rs): yo, k3tog_tbl, yo, p4, k1 tbl, p4, yo, k3tog_tbl, yo

Row 2 (ws): p3, k4, p1 tbl, k4, p3

Row 3 (rs): yo, k3tog_tbl, yo, p4, yo, k1, p5, yo, k3tog_tbl, yo

Row 4 (ws): p3, k5, p2, k4, p3

Row 5 (rs): yo, k3tog_tbl, yo, p4, k1, yo, k1, yo, p5, yo, k3tog_tbl, yo

Row 6 (ws): p3, k5, p4, k4, p3

Row 7 (rs): yo, k3tog_tbl, yo, p4, k2, yo, k1, yo, k1, p5, yo, k3tog_tbl, yo

Row 8 (ws): p3, k5, p6, k4, p3

Row 9 (rs): yo, k3tog_tbl, yo, p4, k4, yo, k2, p4, yo, k3tog_tbl, yo

Row 10 (ws): p3, k4, p5, p2tog tbl, k4, p3

Row 11 (rs): yo, k3tog_tbl, yo, p4, skp, k2, k2tog, p4, yo, k3tog_tbl, yo

Row 12 (ws): p3, k4, p4, k4, p3

Row 13 (rs): yo, k3tog_tbl, yo, p4, skp, k2tog, p4, yo, k3tog_tbl, yo

Row 14 (ws): p3, k4, p2, k4, p3

Row 15 (rs): yo, k3tog_tbl, yo, p4, k2tog, p4, yo, k3tog_tbl, yo

Row 16 (ws): p3, k4, p1, k4, p3

Row 17 (rs): yo, k3tog_tbl, yo, p4, k1 tbl, p4, yo, k3tog_tbl, yo

Row 18 (ws): p3, k4, p1 tbl, k4, p3

Row 19 (rs): yo, k3tog_tbl, yo, p4, k1 tbl, p4, yo, k3tog_tbl, yo

Row 20 (ws): p3, k4, p1 tbl, k4, p3

Row 21 (rs): yo, k3tog_tbl, yo, p4, k1 tbl, p4, yo, k3tog_tbl, yo









Row 22 (ws): p3, k4, p1 tbl, k4, p3

Row 23 (rs): yo, k3tog_tbl, yo, p4, k1 tbl, p4, yo, k3tog_tbl, yo

Row 24 (ws): p3, k4, p1 tbl, k4, p3

Chart

	21	20	19	18	17	16	15	14	13	12	11	10	9	8	7	6	5	4	3	2	1	
24							—	—	—	—	⌘	—	—	—	—							
	○	↗	○				—	—	—	—	⌘	—	—	—	—				○	↗	○	23
22							—	—	—	—	⌘	—	—	—	—							
	○	↗	○				—	—	—	—	⌘	—	—	—	—				○	↗	○	21
20							—	—	—	—	⌘	—	—	—	—							
	○	↗	○				—	—	—	—	⌘	—	—	—	—				○	↗	○	19
18							—	—	—	—	⌘	—	—	—	—							
	○	↗	○				—	—	—	—	⌘	—	—	—	—				○	↗	○	17
16							—	—	—	—		—	—	—	—							
	○	↗	○				—	—	—	—	▲	—	—	—	—				○	↗	○	15
14						—	—	—	—			—	—	—	—							
	○	↗	○			—	—	—	—	▲	▲	—	—	—	—				○	↗	○	13
12					—	—	—	—					—	—	—	—						
	○	↗	○		—	—	—	—	▲			▲	—	—	—	—			○	↗	○	11
10				—	—	—	—						▲	—	—	—	—	—				
	○	↗	○	—	—	—	—			○				—	—	—	—	—	○	↗	○	9
8				—	—	—	—								—	—	—	—				
	○	↗	○	—	—	—	—			○		○			—	—	—	—	○	↗	○	7
6						—	—	—	—					—	—	—	—	—				
	○	↗	○			—	—	—	—	○		○		—	—	—	—	—	○	↗	○	5
4						—	—	—	—			—	—	—	—	—	—	—				
	○	↗	○			—	—	—	—		○	—	—	—	—	—	—	—	○	↗	○	3
2							—	—	—	—	⌘	—	—	—	—							
	○	↗	○				—	—	—	—	⌘	—	—	—	—				○	↗	○	1

Key	
	Knit k (RS) Knit (WS) Purl
	K1 tbl k1 tbl (RS) K1 tbl (WS) P1 tbl
	Knit 2 Together k2tog (RS) Knit 2 stitches together (WS) Purl 2 Together
	Knit 3 together tbl k3tog_tbl (RS) slip 1 st, k2tog, pass slipped stitch over (WS) Purl 2 Together Thru back loop
	Purl p (RS) Purl (WS) Knit
	SKP skp (RS) Slip 1, knit 1, pass slipped stitch over (WS) Slip purl P5SO
	No Stitch x (RS) No Stitch (WS) No Stitch
	Yarn Over yo (RS) Yarn Over (WS) Yarn Over